


### COMPUTORQ3 Electronic Torque Wrench



The **COMPUTORQ3** Electronic Torque Wrench is a simple to use digital readout wrench that displays real time torque values in any of four torque units, ft.lbs., in.lbs., Nm, kg.cm. Simply set the desired torque value and apply force until the green LED illuminates. Great for light industrial, automotive, motorcycle, watercraft and aircraft applications.



- 1 READY** - Turn it on.
- 2 GET SET** - Set the Torque and Units.
- 3 GO** - Use it!

#### FEATURES:

- Sleek New Design
- 15-Degree Flex Ratcheting Head
- Push Button Socket Release Head
- Large, Easy to Read Digital Display
- Long Battery Life, Uses 2 Each CR123 Lithium Batteries
- Ergonomically Designed Molded Non-Slip Rubber Grip
- Torques in Both Clockwise and Counterclockwise Directions
- Battery Saving Auto-Shutoff After Two Minutes
- COMPUTORQ3 Remembers Last Unit and Torque Setting Selected
- Audible Tone Sounds when Set Torque Value is Reached, if the Set Torque Value is Exceeded, an Alarm Tone will Sound.
- 3 Color LED Light Bar
  - YELLOW** LED Indicates Approaching Desired Torque Setting
  - GREEN** LED Indicates Desired Torque Value is Reached
  - RED** LED Indicates Fastener was Overtorqued, Loosen and Retighten.
- When Desired Torque Value is Reached, Display will Hold Value and Flash for Ten Seconds.
- COMPUTORQ3 will Operate in any of Four Torque Units, Foot Pounds (Ft. Lbs.), Inch Pounds (In. Lbs.), Newton Meter (NM) or Kilogram Centimeter (Kg. CM.).
- **ACCURACY:** ± 2% CW of Readings from 20% to 100% of Full Scale  
± 3% CCW of Readings from 20% to 100% of Full Scale
- N.I.S.T. Traceable Certificate of Calibration Included



3 Color LED Light Bar

### THREE MODELS TO CHOOSE FROM TO COVER A WIDE RANGE OF TORQUE APPLICATIONS:

Part Number	Drive	Ft. Lb.	In. Lb.	Nm	Kg. Cm.	Length In. (mm)	Wt. Lbs. (Kg)
2401C13	1/4"	2.0 - 20.0	24 - 240	2.71 - 27.10	27.6 - 276	15 (381)	2.0 (.91)
1002CF3	3/8"	5.0 - 100.0	120 - 1200	13.6 - 135.6	138 - 1382	17 (432)	2.2 (1.0)
2503CF3	1/2"	25 - 250	300 - 3000	33.8 - 338	345 - 3456	27 (686)	3.5 (1.59)